



# RAHUL SOMYA & COMPANY

Chartered Accountants

To  
The Director  
Prestige Institute of Management and Research  
Gwalior (M.P.)

In accordance with the request forwarded by the administration of "Prestige Institute of Management and Research, Gwalior," regarding DVV deviations reported by NACC for the following:

Fiscal Year	(Rs. In Lakhs)				
	<u>2022-23</u>	<u>2021-22</u>	<u>2020-21</u>	<u>2019-20</u>	<u>2018-19</u>
HEI INPUT	146.16420	101.98187	77.7875	119.01043	93.00709
DVV INPUT (Recommended)	60.93	44.68	38.68	42.36	29.19

We have been asked to verify the expenditures related to maintenance of physical facilities and academic support facilities excluding salary component.

As per the documentation and information provided to us, we hereby offer explanations pertaining to the Total Expenditure Incurred on Maintenance of Physical Facility and Academic Support Facilities excluding salary component over the past five fiscal years starting from 2018-19 to 2022-23.

The Total Expenditure for each respective fiscal year, allocated towards the Maintenance of Physical facilities and Academic support facilities, excluding the salary component, has been determined as follows:

Particulars	(Rs. In Lakhs)				
	<u>2022-23</u>	<u>2021-22</u>	<u>2020-21</u>	<u>2019-20</u>	<u>2018-19</u>
Total Expenditure	97.80	78.33	79.74	93.66	112.09



Head Office: 3B Sai Nagar, Harishankarpuram, Lashkar, Gwalior (M.P.) -474001

Contact at : +919770387186

Mail Id : [rahulsomyaco@gmail.com](mailto:rahulsomyaco@gmail.com) , [Rahul.jain695@gmail.com](mailto:Rahul.jain695@gmail.com)

For enhanced clarity and comprehensive comprehension, the breakdown of the aforementioned Total Expenditure is provided as follows:

Head/Sub head of Expenditure	Item of expenditure	Expenditure on maintenance of physical facilities and academic support facilities (in INR)				
		(2022-23)	(2021-22)	(2020-21)	(2019-20)	(2018-19)
OFFICE & ESTABLISHMENT EXP.	REPAIRS & MAIN. – EQUIPMENTS	6,55,984	4,30,786	2,45,696	3,07,058	3,20,301
OFFICE & ESTABLISHMENT EXP.	REPAIRS & MAIN. - COMPUTERS	1,31,726	2,62,966	2,38,654	1,92,358	1,81,574
OFFICE & ESTABLISHMENT EXP.	SECURITY EXPENSES	18,69,201	15,60,530	13,36,299	13,39,536	13,06,127
OFFICE & ESTABLISHMENT EXP.	REPAIRS & MAIN. - BUILDING	49,74,444	31,62,840	32,25,330	29,96,528	21,65,202
OFFICE & ESTABLISHMENT EXP.	REPAIRS & MAIN. - ELECT.	1,90,845	4,61,191	45,390	3,67,283	1,02,144
OFFICE & ESTABLISHMENT EXP.	REPAIRS & MAIN. - FURNITURE	1,39,900	1,49,520	1,13,450	1,39,606	97,869
OFFICE & ESTABLISHMENT EXP.	REPAIRS & MAIN. - GENERATOR	0	0	29,919	97,968	52,815
OFFICE & ESTABLISHMENT EXP.	COMPUTER & SOFTWARE DEVELOPMENT EXP.	1,53,250	50,150	1,35,913	3,87,709	1,31,168
OFFICE & ESTABLISHMENT EXP.	GARDEN EXPENSES	42,953	69,000	2,250	17,155	3,048
OFFICE & ESTABLISHMENT EXP.	INSTITUTIONAL DEVELOPMENT EXP.	2,39,220	2,33,615	4,48,670	13,01,122	32,87,505
OFFICE & ESTABLISHMENT EXP.	BUS MAINTENANCE	5,29,980	2,12,415	10,80,725	10,88,769	25,48,477
HOSTEL EXPENDITURE	HOSTEL MAINTENANCE	6,10,559	10,19,604	7,78,176	8,74,214	8,73,660
OFFICE & ESTABLISHMENT EXP.	INSURANCE	2,42,082	2,20,755	2,93,917	2,56,706	1,39,798
<b>TOTAL</b>		<b>97,80,144.00</b>	<b>78,33,372.28</b>	<b>79,74,388.50</b>	<b>93,66,011.50</b>	<b>1,12,09,687.50</b>



Here, Physical facility can be understood as adequate infrastructure facilities & are vitals for effective and efficient conduct of the educational programs. The growth of infrastructure thus, has to keep pace with the academic developments in the institution. The other supportive facilities on the campus are developed to contribute to the effective ambience for curricular, extra- curricular and administrative activities. A provision of expenditure in the budget is made annually for maintenance and replenishment of physical facilities which will ensure their availability on a continual basis.


In other words, "**Maintenance of Physical Facilities**" refers to the ongoing activities and efforts aimed at preserving, repairing, and sustaining the operational condition and functionality of buildings, equipment, and other physical assets within an educational institution or any other context where infrastructure is utilized **And**

"**Academic support facilities**" generally encompass the resources and services provided by an educational institution to support the academic mission and needs of students and faculty. This can include libraries, laboratories, computer facilities, tutoring centers, counseling services, and other resources aimed at enhancing the teaching, learning, and research experience.


Accordingly, expenditures incurred for the upkeep of facilities (whether movable or immovable) utilized for educational and academic supporting activities, ensuring their continued functionality and operational status, are classified as Maintenance of Physical Facilities and Academic Support Facilities.

The Rationale behind incorporating the above bifurcated sub heads under the main head "**Expenditure on maintenance of physical facilities and academic support facilities**" are explained here as follow:

S. No.	Sub Head	Rationale for incorporation
01.	Repairs & Main. Equipment's	This encompasses the upkeep of Reverse Osmosis systems, water coolers, air conditioning units, fans, projectors, television panels, telephones, and analogous equipment. These articles are indispensable for the proficient functioning of an educational establishment and the effective dissemination of knowledge.
02.	Repairs & Main. Computers	This comprises computers and associated hardware, printers, scanners, and routers. These assets are indispensable for the transmission and handling of documents, which constitute routine operations for any institutional entity.



03.	Security Expenses	This encompasses expenditures related to ensuring the security of the institutional infrastructure and both movable and immovable assets from potential damage. Primarily, it includes amount expended for hiring of security personnel tasked with safeguarding these premises.
04.	Repairs & Main. Building	This includes any expenses accrued for enhancements (excluding those of a capital nature) and the adequate maintenance of immovable properties utilized for academic and administrative purposes by the institute, inclusive of labour costs.
05.	Repairs & Main. Electricals	This encompasses fittings, fixtures, switch panels, along with the associated labour charges for electricians.
06.	Repairs & Main. Furniture	This comprises hardware items and the repair of wooden, steel, and iron furniture, inclusive of associated labour charges.
07.	Repairs & Main. Generator	This encompasses the maintenance and preservation of the power backup generator, along with any replacement of parts (not of capital nature).
08.	Computer Software Development Exp.	This includes the annual maintenance fees for the software utilized by the institute for diverse institutional objectives.
09.	Garden Exp.	This encompasses the procurement of plants, fertilizers, tools, equipment, and the remuneration for gardeners' services.
10.	Institutional Development Exp.	This comprises the expenditures associated with fees for obtaining No Objection Certificates, Portal Fees, Processing Fees for higher education, Admission fees as regulated by committees, and fees remitted for various other challans.
11.	Bus Maintenance	Primarily encompasses expenditures related to bus repairs, road taxes, and additional charges remitted to Road Transport Authorities.
12.	Hostel Maintenance	Comprises expenditures allocated for the repair and maintenance of the hostel building.



13.	Insurance	Insurance serves as a preventive measure for indemnification against damages, encompassing comprehensive coverage for the building, buses, cash, and mitigation against fire-related risks.
-----	-----------	---

We believe that the elucidations provided herein, adequately meets the administration's request and effectively address any queries or uncertainties that may have arisen. We are assured that the information provided, will facilitate improved comprehension. Your attention to this matter is greatly appreciated.


Thanking You

Yours Truly

For Rahul Somya and Company

Chartered Accountants

(FRN 023870C)



Partner

Rahul Jain

M.No. 419667

UDIN : 24419667BKBUEB8818

Date : 10.06.2024

Place: Gwalior

**PRESTIGE INSTITUTE OF MANAGEMENT AND RESEARCH , GWALIOR**  
**INSURANCE EXPENCES DETAILS ( 2018-19)**

<b>S.NO.</b>	<b>HEADS</b>	<b>AMOUNT</b>	
1	BUILDING , FIRE & CASH INSURANCE	14537.00	139798.00
2	BUS INSURANCE	106373.00	
3	PREPAID INSURANCE ADJUSTED	18888.00	
	<b>TOTAL</b>	<b>139798.00</b>	<b>139798.00</b>



**PRESTIGE INSTITUTE OF MANAGEMENT AND RESEARCH , GWALIOR**  
**INSURANCE EXPENCES DETAILS ( 2019-20)**

<b>S.NO.</b>	<b>HEADS</b>	<b>AMOUNT</b>	
1	BUILDING , FIRE & CASH INSURANCE	12493.00	
2	BUS INSURANCE	110810.00	256706.00
3	PREPAID INSURANCE ADJUSTED	133403.00	
	<b>TOTAL</b>	<b>256706.00</b>	<b>256706.00</b>



**PRESTIGE INSTITUTE OF MANAGEMENT AND RESEARCH , GWALIOR**  
**INSURANCE EXPENCES DETAILS ( 2020-21)**

<b>S.NO.</b>	<b>HEADS</b>	<b>AMOUNT</b>
1	BUILDING , FIRE & CASH INSURANCE	25865.00
2	BUS INSURANCE	111358.00
3	PREPAID INSURANCE ADJUSTED	156694.00
	<b>TOTAL</b>	<b>293917.00</b>





**PRESTIGE INSTITUTE OF MANAGEMENT AND RESEARCH , GWALIOR**  
**INSURANCE EXPENCES DETAILS ( 2021-22)**

S.NO.	HEADS	AMOUNT	
1	BUILDING , FIRE & CASH INSURANCE	41260.00	220755.00
2	BUS INSURANCE	109424.00	
3	PREPAID INSURANCE ADJUSTED	70071.00	
4	STUDENT GROUP INSURANCE	768476.00	768476.00
	<b>TOTAL</b>	<b>989231.00</b>	<b>989231.00</b>



**PRESTIGE INSTITUTE OF MANAGEMENT AND RESEARCH , GWALIOR**  
**INSURANCE EXPENCES DETAILS ( 2022-23)**

S.NO.	HEADS	AMOUNT	
1	BUILDING , FIRE & CASH INSURANCE	48080.00	
2	BUS INSURANCE	97098.00	242082.00
3	PREPAID INSURANCE ADJUSTED	96904.00	
4	STUDENT GROUP INSURANCE	951582.00	951582.00
	<b>TOTAL</b>	<b>1193664.00</b>	<b>1193664.00</b>



**PRESTIGE INSTITUTE OF MANAGEMENT AND RESEARCH , GWALIOR**  
**BUS EXPENCES DETAILS ( 2018-19)**

MONTH	DEISAL EXP.	REPAIR EXP.	INSURANCE EXP.	SALARY	TOTAL
APRIL	124386.00	2997.00	0.00	33053.00	<b>160436.00</b>
MAY	186393.00	16490.00	0.00	34491.00	<b>237374.00</b>
JUNE	144255.00	45430.00	0.00	34370.00	<b>224055.00</b>
JULY	148959.00	21840.00	0.00	34731.00	<b>205530.00</b>
AUG	178799.00	14839.00	0.00	34731.00	<b>228369.00</b>
SEP	170154.00	100870.00	0.00	34012.00	<b>305036.00</b>
OCT	198227.00	65148.00	0.00	34731.00	<b>298106.00</b>
NOV	117726.00	61818.00	0.00	33775.00	<b>213319.00</b>
DEC	171788.00	93024.00	0.00	32095.00	<b>296907.00</b>
JAN	186658.00	98530.00	0.00	34731.00	<b>319919.00</b>
FEB	142892.00	97549.00	0.00	31377.00	<b>271818.00</b>
MAR	153532.00	1929942.00	106373.00	27539.00	<b>2217386.00</b>
	<b>1923769.00</b>	<b>2548477.00</b>	<b>106373.00</b>	<b>399636.00</b>	<b>4978255.00</b>



**PRESTIGE INSTITUTE OF MANAGEMENT AND RESEARCH , GWALIOR**  
**BUS EXPENCES DETAILS ( 2019-20)**

MONTH	DEISAL EXP.	REPAIR EXP.	INSURANCE EXP.	MISC. EXP.	SALARY	TOTAL
APRIL	155276.00	90598.00	0.00	0.00	27539.00	0.00
MAY	148058.00	63350.00	0.00	0.00	27539.00	238947.00
JUNE	89764.00	67996.00	0.00	0.00	30579.00	188339.00
JULY	170840.00	1450.00	0.00	0.00	31146.00	203436.00
AUG	192252.00	97153.00	0.00	2700.00	28811.00	320916.00
SEP	163128.00	72028.00	0.00	2500.00	28811.00	266467.00
OCT	139305.00	269910.00	0.00	0.00	33691.00	442906.00
NOV	185076.00	122860.00	0.00	0.00	56972.00	364908.00
DEC	182034.00	132640.00	0.00	175.00	56436.00	371285.00
JAN	190009.00	43455.00	0.00	0.00	56152.00	289616.00
FEB	170349.00	103169.00	0.00	0.00	59822.00	333340.00
MAR	41582.00	24160.00	110810.00	0.00	197204.00	373756.00
	<b>1827673.00</b>	<b>1088769.00</b>	<b>110810.00</b>	<b>5375.00</b>	<b>634702.00</b>	<b>3667329.00</b>




**PRESTIGE INSTITUTE OF MANAGEMENT AND RESEARCH , GWALIOR**  
**BUS EXPENCES DETAILS ( 2020-21)**

MONTH	DEISAL EXP.	REPAIR EXP.	INSURANCE EXP.	MISC EXP.	SALARY	TOTAL
APRIL	0.00	7500.00	0.00	0.00	59822.00	<b>67322.00</b>
MAY	0.00	0.00	0.00	0.00	59822.00	<b>59822.00</b>
JUNE	0.00	0.00	0.00	0.00	20288.00	<b>20288.00</b>
JULY	0.00	0.00	0.00	0.00	41526.00	<b>41526.00</b>
AUG	0.00	0.00	0.00	0.00	40746.00	<b>40746.00</b>
SEP	0.00	0.00	0.00	0.00	40279.00	<b>40279.00</b>
OCT	0.00	8680.00	0.00	0.00	39575.00	<b>48255.00</b>
NOV	0.00	1650.00	0.00	29880.00	39964.00	<b>71494.00</b>
DEC	21435.00	15600.00	0.00	0.00	21238.00	<b>58273.00</b>
JAN	40671.00	1110.00	0.00	0.00	33782.00	<b>75563.00</b>
FEB	0.00	2900.00	0.00	0.00	46504.00	<b>49404.00</b>
MAR	97847.00	1043285.00	111358.00	0.00	21238.00	<b>1273728.00</b>
	<b>159953.00</b>	<b>1080725.00</b>	<b>111358.00</b>	<b>29880.00</b>	<b>464784.00</b>	<b>1846700.00</b>



**PRESTIGE INSTITUTE OF MANAGEMENT AND RESEARCH , GWALIOR**  
**BUS EXPENCES DETAILS ( 2021-22)**

MONTH	DEISAL EXP.	REPAIR EXP.	INSURANCE EXP.	SALARY	TOTAL
APRIL	17184.00	12499.00	0.00	20530.00	<b>50213.00</b>
MAY	0.00	23200.00	0.00	40050.00	<b>63250.00</b>
JUNE	0.00	800.00	0.00	10153.00	<b>10953.00</b>
JULY	0.00	0.00	0.00	36692.00	<b>36692.00</b>
AUG	0.00	0.00	0.00	15176.00	<b>15176.00</b>
SEP	72085.00	11090.00	0.00	37358.00	<b>120533.00</b>
OCT	135920.00	12036.00	0.00	44256.00	<b>192212.00</b>
NOV	91465.00	0.00	0.00	45719.00	<b>137184.00</b>
DEC	132967.00	14460.00	0.00	44395.00	<b>191822.00</b>
JAN	61813.00	0.00	0.00	15525.00	<b>77338.00</b>
FEB	24956.00	2423.00	0.00	32210.00	<b>59589.00</b>
MAR	44547.00	135907.00	109424.00	20025.00	<b>309903.00</b>
	<b>580937.00</b>	<b>212415.00</b>	<b>109424.00</b>	<b>362089.00</b>	<b>1264865.00</b>



**PRESTIGE INSTITUTE OF MANAGEMENT AND RESEARCH , GWALIOR**  
**BUS EXPENCES DETAILS ( 2022-23)**

MONTH	DEISAL EXP.	REPAIR EXP.	INSURANCE EXP.	MISC EXP.	SALARY	TOTAL
APRIL	73221.00	80.00	0.00	0.00	18918.00	92219.00
MAY	96522.00	0.00	0.00	0.00	31380.00	127902.00
JUNE	87534.00	400.00	0.00	0.00	38210.00	126144.00
JULY	68714.00	35445.00	0.00	0.00	48372.00	152531.00
AUG	104069.00	25645.00	0.00	0.00	48927.00	178641.00
SEP	149116.00	4250.00	0.00	0.00	60634.00	214000.00
OCT	83388.00	9670.00	0.00	0.00	45051.00	138109.00
NOV	117763.00	74401.00	0.00	0.00	63017.00	255181.00
DEC	163280.00	24939.00	0.00	36400.00	62532.00	287151.00
JAN	149242.00	134857.00	0.00	3870.00	62295.00	350264.00
FEB	94315.00	20293.00	0.00	0.00	62443.00	177051.00
MAR	117183.00	200000.00	97098.00	0.00	49108.00	463389.00
	<b>1304347.00</b>	<b>529980.00</b>	<b>97098.00</b>	<b>40270.00</b>	<b>590887.00</b>	<b>2562582.00</b>



**PRESTIGE INSTITUTE OF MANAGEMENT AND RESEARCH, GWALIOR**  
**HOSTEL EXP.2018-19**

MONTHLY	RENT	ELELCTRICITY	MESS EXP.	STAFF	REPAIR/ OTHER	TOTAL
APR	135000.00	16766.00	67718.00	59245.00	1810.00	280539.00
MAY	135000.00	43793.00	64201.00	59245.00	15026.00	317265.00
JUNE	135000.00	33851.00	86624.00	58145.00	3738.00	317358.00
JULY	135000.00	15414.00	57197.00	68812.00	9100.00	285523.00
AUG	135000.00	12724.00	102392.00	68812.00	24273.00	343201.00
SEP	135000.00	33219.00	97734.00	70977.00	13005.00	349935.00
OCT	135000.00	0.00	100629.00	89149.00	1945.00	326723.00
NOV	135000.00	12541.00	85452.00	89149.00	52199.00	374341.00
DEC	135000.00	8669.00	97825.00	89149.00	36984.00	367627.00
JAN	135000.00	8184.00	127728.00	89144.00	75164.00	435220.00
FEB	135000.00	5043.00	88370.00	100876.00	507441.00	836730.00
MAR	135000.00	47713.00	93133.00	60817.00	132975.00	469638.00
<b>TOTAL</b>	<b>1620000.00</b>	<b>237917.00</b>	<b>1069003.00</b>	<b>903520.00</b>	<b>873660.00</b>	<b>4704100.00</b>

\* LESS : STUDENTS COLLECTION ELECTRICITY CHARGS 85578.00

**NET EXPENSES HOSTEL** 4618522.00





**PRESTIGE INSTITUTE OF MANAGEMENT AND RESEARCH, GWALIOR  
HOSTEL EXP.2019-20**

MONTHLY	RENT	ELELCTRICITY	MESS EXP.	STAFF	REPAIR/ OTHER	TOTAL
APR	135000.00	18550.00	90994.00	86671.00	32872.00	364087.00
MAY	135000.00	13233.00	88774.00	50327.00	59916.00	347250.00
JUNE	135000.00	10334.00	98715.00	58567.00	56072.00	358688.00
JULY	135000.00	11770.00	71275.00	60387.00	58031.00	336463.00
AUG	135000.00	54826.00	94049.00	60387.00	59566.00	403828.00
SEP	130000.00	23866.00	177972.00	92897.00	74296.00	499031.00
OCT	155000.00	3483.00	143561.00	73345.00	78334.00	453723.00
NOV	210100.00	121332.00	133786.00	73345.00	96773.00	635336.00
DEC	210100.00	31291.00	133337.00	93550.00	61200.00	529478.00
JAN	210100.00	8317.00	126312.00	94311.00	52033.00	491073.00
FEB	210100.00	73799.00	119724.00	95161.00	140262.00	639046.00
MAR	210100.00	13546.00	82590.00	95161.00	104859.00	506256.00
<b>TOTAL</b>	<b>2010500.00</b>	<b>384347.00</b>	<b>1361089.00</b>	<b>934109.00</b>	<b>874214.00</b>	<b>5564259.00</b>

\* LESS : STUDENTS COLLECTION ELECTRICITY CHARGS 141372.00

**NET EXPENSES HOSTEL**

5422887.00



**PRESTIGE INSTITUTE OF MANAGEMENT AND RESEARCH, GWALIOR**  
**HOSTEL EXP.2020-21**

MONTHLY	RENT	ELELCTRICITY	MESS EXP.	STAFF	REPAIR/ OTHER	TOTAL
APR	220000.00	1678.00	3840.00	23161.00	78344.00	327023.00
MAY	220000.00	4786.00	1829.00	14210.00	78344.00	319169.00
JUNE	220000.00	6282.00	405.00	2595.00	77828.00	307110.00
JULY	220000.00	8352.00	5372.00	2043.00	71638.00	307405.00
AUG	220000.00	0.00	1770.00	-5151.00	71310.00	287929.00
SEP	220000.00	9217.00	8890.00	26849.00	36344.00	301300.00
OCT	197500.00	9392.00	629.00	26849.00	47210.00	281580.00
NOV	162500.00	18726.00	15259.00	35482.00	40834.00	272801.00
DEC	162500.00	10168.00	31621.00	44849.00	48619.00	297757.00
JAN	185000.00	6790.00	57801.00	49226.00	51879.00	350696.00
FEB	220000.00	29730.00	80722.00	52278.00	85398.00	468128.00
MAR	220000.00	16579.00	123749.00	41190.00	90428.00	491946.00
<b>TOTAL</b>	<b>2467500.00</b>	<b>121700.00</b>	<b>331887.00</b>	<b>313581.00</b>	<b>778176.00</b>	<b>4012844.00</b>

\* LESS : STUDENTS COLLECTION ELECTRICITY CHARGES

49163.00

**NET EXPENSES HOSTEL**

**3963681.00**



**PRESTIGE INSTITUTE OF MANAGEMENT AND RESEARCH, GWALIOR**  
**HOSTEL EXP.2021-22**

MONTHLY	RENT	ELELCTRICITY	MESS EXP.	STAFF	REPAIR/ OTHER	TOTAL
APR	220000.00	27994.00	111106.00	57132.00	104844.00	521076.00
MAY	220000.00	16133.00	71728.00	37542.00	78344.00	423747.00
JUNE	142500.00	25960.00	56250.00	33297.00	79644.00	337651.00
JULY	142500.00	18958.00	51585.00	50832.00	80444.00	344319.00
AUG	177500.00	11970.00	42584.00	36697.00	78344.00	347095.00
SEP	220000.00	29004.00	96360.00	51932.00	80899.00	478195.00
OCT	220000.00	23920.00	151940.00	62710.00	84879.00	543449.00
NOV	220000.00	23028.00	145759.00	65010.00	78344.00	532141.00
DEC	220000.00	23034.00	157763.00	30714.00	87860.00	519371.00
JAN	220000.00	21799.25	166570.00	30714.00	81880.00	520963.25
FEB	220000.00	18269.25	90915.00	52247.00	78344.00	459775.25
MAR	220000.00	30687.60	109624.00	52247.00	105778.00	518336.60
<b>TOTAL</b>	<b>2442500.00</b>	<b>270757.10</b>	<b>1252184.00</b>	<b>561074.00</b>	<b>1019604.00</b>	<b>5546119.10</b>

\* LESS : STUDENTS COLLECTION ELECTRICITY CHARGS

86833.00

NET EXPENSES HOSTEL .

5459286.10



**PRESTIGE INSTITUTE OF MANAGEMENT AND RESEARCH, GWALIOR**  
**HOSTEL EXP.2022-23**

MONTHLY	RENT	ELELCTRICITY	MESS EXP.	STAFF	REPAIR/ OTHER	TOTAL
APR	220000.00	46818.00	124404.00	106214.00	46380.00	543816.00
MAY	220000.00	48881.16	135570.00	106214.00	47102.00	557767.16
JUNE	220000.00	60756.60	136415.00	106214.00	45974.00	569359.60
JULY	220000.00	49071.60	141870.00	106214.00	58064.00	575219.60
AUG	220000.00	39727.95	79273.00	104981.00	42500.00	486481.95
SEP	220000.00	30658.60	102002.00	106214.00	43650.00	502524.60
OCT	220000.00	21462.60	113036.00	106714.00	44807.00	506019.60
NOV	220000.00	22175.60	119384.00	108276.00	44702.00	514537.60
DEC	220000.00	22040.51	133586.00	108276.00	59468.00	543370.51
JAN	220000.00	21945.60	121360.00	109283.00	79852.00	552440.60
FEB	220000.00	25343.60	83643.00	130355.00	51958.00	511299.60
MAR	220000.00	25730.00	113560.00	110831.00	46102.00	516223.00
<b>TOTAL</b>	<b>2640000.00</b>	<b>414611.82</b>	<b>1404103.00</b>	<b>1309786.00</b>	<b>610559.00</b>	<b>6379059.82</b>

\* LESS : STUDENTS COLLECTION ELECTRICITY CHARGS

150707.00

**NET EXPENSES HOSTEL**

**6228352.82**

